


Knitting Pattern Kp292: Create a Cozy and Colorful Baby Log Cabin Blanket Afghan Using UK Terms



Knitting Pattern - KP292 - Baby log cabin blanket afghan - UK terms by shifio patterns

★★★★★ 5 out of 5

Language : English
File size : 348 KB
Text-to-Speech : Enabled
Screen Reader : Supported
Enhanced typesetting : Enabled

Print length : 6 pages
Lending : Enabled



Welcome to the enchanting world of knitting! With our exclusive Knitting Pattern Kp292, we invite you to embark on a delightful journey to create a heartwarming and colorful Baby Log Cabin Blanket Afghan. This comprehensive guide is thoughtfully designed for knitters of all skill levels, especially those who prefer the clarity and simplicity of UK terms. Prepare to immerse yourself in the therapeutic art of knitting as you transform soft, vibrant yarn into a cherished keepsake that will envelop your little one in warmth and comfort.

Pattern Overview

Our Knitting Pattern Kp292 is meticulously crafted to provide you with a seamless and enjoyable knitting experience. Here's a glimpse of what you can expect:

- Detailed step-by-step instructions written in clear and concise UK terms.
- Comprehensive materials list to ensure you have everything you need before you start.
- Helpful tips and tricks to guide you through each stage of the knitting process.
- Exceptional customer support to assist you with any questions or clarifications.

Benefits of the Baby Log Cabin Blanket Afghan

This exquisite Baby Log Cabin Blanket Afghan offers a multitude of benefits, making it an ideal choice for both new and seasoned knitters:

- **Cozy and Comforting:** Snuggle your precious baby in the delightful warmth and softness of this blanket, providing a sense of security and well-being.
- **Colorful and Eye-Catching:** Bring a touch of vibrant color to your baby's room or play area with this captivating blanket that will stimulate their visual senses.
- **Timeless and Cherished:** Create a timeless heirloom that will be treasured for generations to come, evoking fond memories of your love and care for your little one.
- **Therapeutic and Relaxing:** Engage in the therapeutic and calming experience of knitting, finding solace and tranquility as you create this special blanket.

Materials You'll Need

To embark on your knitting adventure, gather the following materials:

- **Yarn:** Approximately 1200 meters of DK (double-knitting) yarn in your desired colors.
- **Knitting Needles:** A pair of 4mm (US 6) knitting needles.
- **Scissors:** For cutting yarn and loose ends.
- **Yarn Needle:** For weaving in loose ends.

- **Optional:** Stitch markers (optional, but helpful for keeping track of pattern repeats).

Step-by-Step Knitting Instructions

Follow these detailed step-by-step instructions to create your enchanting Baby Log Cabin Blanket Afghan:

1. Cast On

Using your 4mm knitting needles, cast on 101 stitches.

2. Knit Rows 1-4

Knit every row for the first four rows. This will create the foundation for your blanket.

3. Start the Log Cabin Pattern

Row 5: Knit 1, *purl 1, knit 1; repeat from * across the row.

Row 6: Knit 1, *knit 1, purl 1; repeat from * across the row.

Row 7: Knit 1, *purl 1, knit 2; repeat from * across the row.

Row 8: Knit 1, *knit 2, purl 1; repeat from * across the row.

This sequence (Rows 5-8) forms the basic log cabin stitch pattern.

4. Continue the Pattern

Repeat Rows 5-8 until the blanket reaches your desired length.

5. Bind Off

When you are satisfied with the length of your blanket, bind off all stitches using your preferred method.

6. Weave in Loose Ends

Use a yarn needle to weave in any loose ends, securing your blanket and giving it a polished finish.

Congratulations!

You have successfully knitted a beautiful and cozy Baby Log Cabin Blanket Afghan using our Knitting Pattern Kp292. Wrap your little one in its comforting warmth, knowing that you have created a cherished keepsake with your own hands.


Additional Tips

- Don't be afraid to experiment with different yarn colors and combinations to create a truly unique blanket.
- If you encounter any difficulties during the knitting process, don't hesitate to reach out for support.
- Consider adding a personal touch to your blanket by embroidering your baby's name or a special message on it.
- Share your finished blanket with friends and family, spreading the joy and warmth of handmade creations.

Thank you for choosing Knitting Pattern Kp292. We hope you have thoroughly enjoyed the experience of knitting this charming Baby Log Cabin Blanket Afghan. Not only have you created a cozy and special

keepsake for your little one, but you have also embarked on a delightful journey of creativity and mindfulness.


Remember, knitting is not just about creating tangible objects; it's about embracing the therapeutic benefits, connecting with loved ones, and expressing your unique artistic vision. We encourage you to continue exploring the world of knitting, discovering new patterns, techniques, and the boundless possibilities it offers.



Knitting Pattern - KP292 - Baby log cabin blanket afghan - UK terms by shifio patterns


★★★★★ 5 out of 5

Language : English
File size : 348 KB
Text-to-Speech : Enabled
Screen Reader : Supported
Enhanced typesetting : Enabled
Print length : 6 pages
Lending : Enabled



Your Essential Guide to the Best Cities in the US: A Comprehensive Multi-Language City Guide

Are you planning a trip to the United States and want to experience the vibrant culture and diverse cities it has to offer? Look no further than our...



"Born Again Bikers: View from the Pillion" - The Ultimate Motorcycle Memoir for Adrenaline Junkies and Soul Seekers Alike

A Journey of Self-Discovery and the Transformative Power of Embraceing Adventure, Freedom, and a Love of Two Wheels In her captivating...