


Complete Guide for Beginners to Learn About the Ukulele: Reading Music, Chords, and More

Are you ready to embark on an exciting musical journey with the ukulele? Whether you're a complete novice or have some experience, this comprehensive guide is your ultimate resource for learning the ukulele. We'll cover everything you need to know, from reading music to mastering chords and strumming techniques.



Ukulele: A Complete Guide for Beginners to Learn About The Ukulele, Reading Music, Chords and 20 Songs. (Ukulele Method) by James Torres

★★★★☆ 4.4 out of 5

Language : English
File size : 11217 KB
Text-to-Speech : Enabled
Enhanced typesetting : Enabled
Lending : Enabled
Screen Reader : Supported
Print length : 56 pages



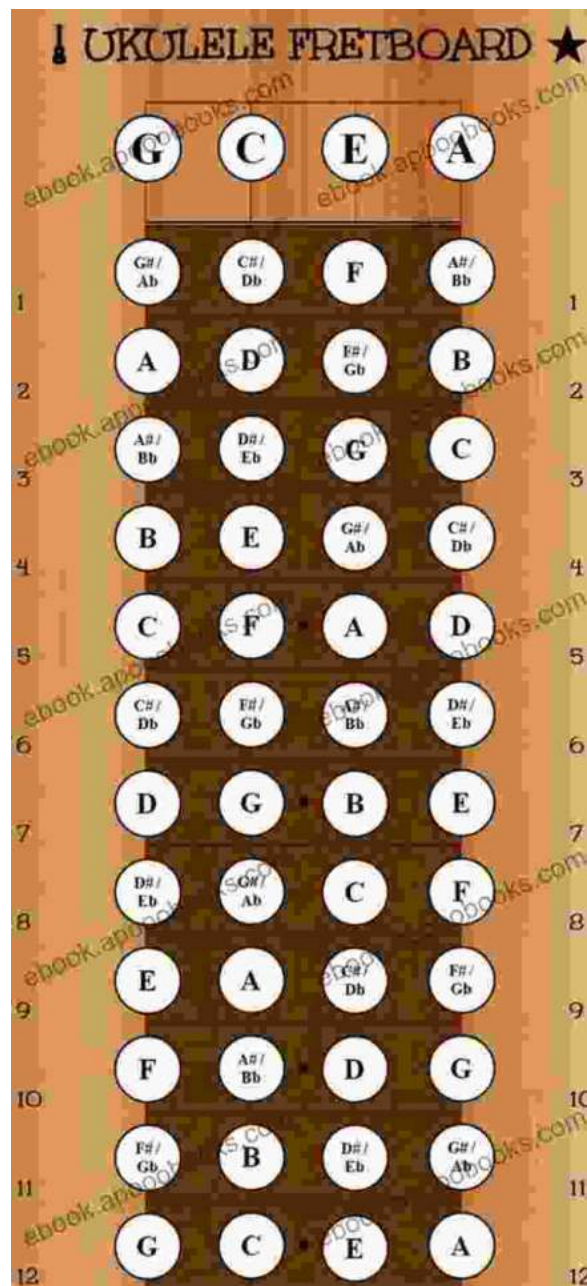
Music Theory Basics

Before we dive into the ukulele, let's brush up on some basic music theory.

Notes and the Fretboard

The ukulele has four strings, which are tuned to G, C, E, and A (from lowest to highest). Each string has 12 frets, which divide the string into half-steps.

The notes on the ukulele neck are arranged in a specific pattern, and knowing this pattern will help you find any note you need.



Rhythm and Time

Music is all about rhythm and time. The rhythm refers to the pattern of beats, while the time signature tells us how many beats are in each measure and which note gets one beat.

The most common time signature for ukulele music is 4/4, which means that there are four beats in each measure and the quarter note gets one beat.

Ukulele Chords

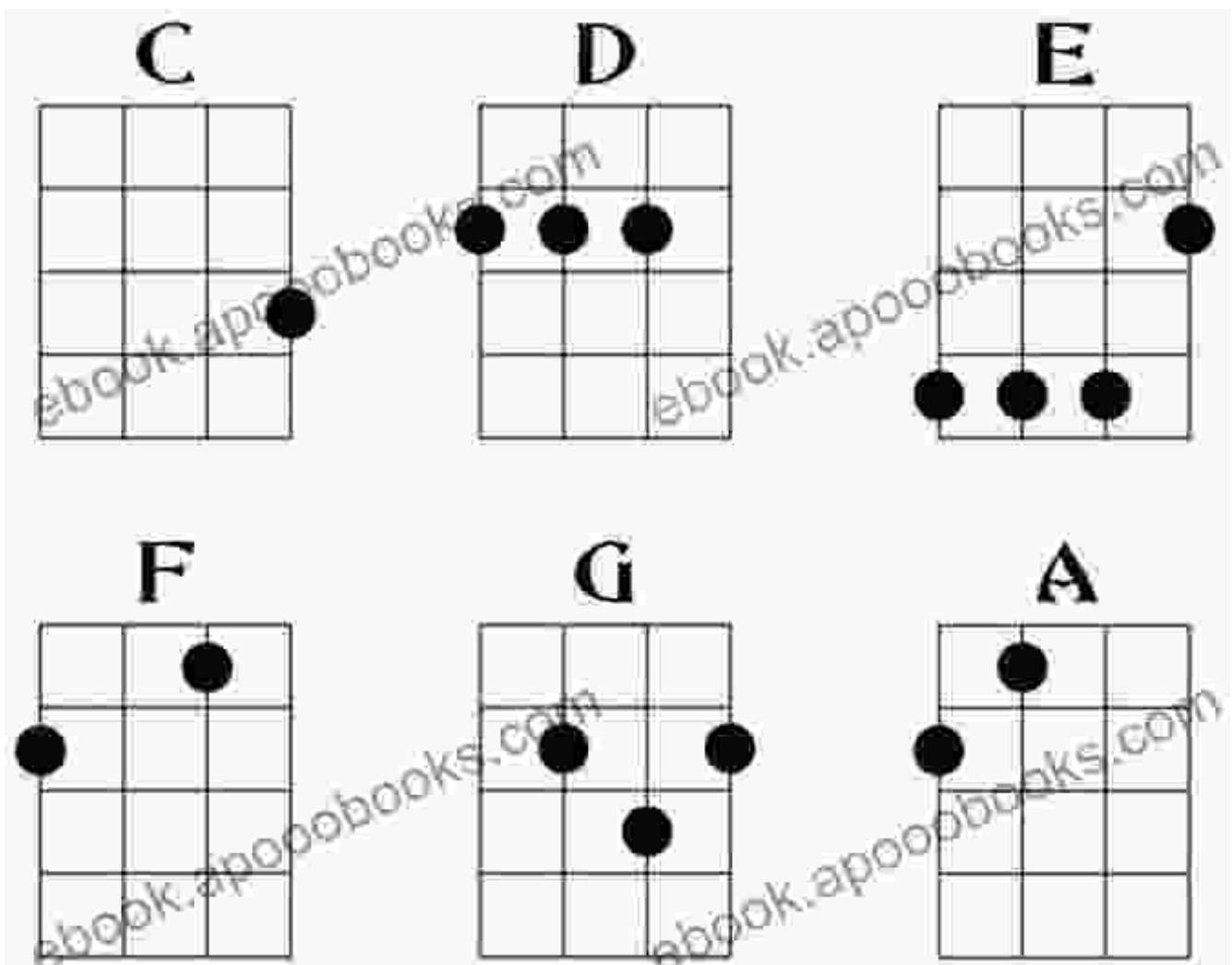
Chords are a fundamental part of ukulele playing. They are combinations of notes that create a specific sound.

Basic Chords

There are a few basic chords that every beginner should learn:

- C major
- G major
- D major
- F major
- Am minor

These chords can be used to play a wide variety of songs.




Ukulele Strumming

Once you know some chords, you can start strumming to create music. There are many different strumming patterns, but here are a few basic ones to get you started:

- Down-up-down-up
- Down-up-down-up-down-up
- Down-down-down-up

You can vary the speed and intensity of your strumming to create different sounds.




Additional Resources

If you're looking for more resources to help you learn the ukulele, here are a few:

- Ukulele Tabs
- JustinGuitar Ukulele Lessons
- Uke Hunt

Learning to play the ukulele is a rewarding experience that can bring you years of enjoyment. With a little practice and dedication, you'll be able to play your favorite songs and impress your friends and family with your musical skills.

So what are you waiting for? Pick up a ukulele and start your musical journey today!



Ukulele: A Complete Guide for Beginners to Learn About The Ukulele, Reading Music, Chords and 20 Songs. (Ukulele Method) by James Torres

★★★★☆ 4.4 out of 5

Language : English

File size : 11217 KB


Text-to-Speech : Enabled

Enhanced typesetting : Enabled

Lending : Enabled
Screen Reader : Supported
Print length : 56 pages


FREE

DOWNLOAD E-BOOK



Your Essential Guide to the Best Cities in the US: A Comprehensive Multi-Language City Guide

Are you planning a trip to the United States and want to experience the vibrant culture and diverse cities it has to offer? Look no further than our...



"Born Again Bikers: View from the Pillion" - The Ultimate Motorcycle Memoir for Adrenaline Junkies and Soul Seekers Alike

A Journey of Self-Discovery and the Transformative Power of Embracing Adventure, Freedom, and a Love of Two Wheels In her captivating...